



Time	Sunday, May 17			Time
08:00				08:00
08:15	Breakfast Symposium 8:00 - 8:50			08:15
08:30				08:30
08:50		Transit Break 8:50 - 9:00		
09:00	<u>102</u> Debating the Future: What Will Be the Leading Perfusion Tracer in 2030 9:00 - 10:00	<u>101</u> Imaging Cardiac Amyloidosis: State of the Art 9:00 - 10:00	<u>103</u> Hands-On Education - PET MPI 9:00 - 10:00	09:00
09:15				09:15
09:30				09:30
09:45				09:45
10:00	Coffee Break with Exhibitors 10:00 - 11:00	<u>105</u> Clinical Case Highlights: Cardiomyopathy 10:10 - 10:50	<u>104</u> Poster Session: Ischemic Heart Disease and Tracers 10:10 - 10:50	10:00
10:15				10:15
10:30				10:30
10:45				10:45
11:00	<u>107</u> The Pain That Lingers – Post-Revascularization Chest Pain: Case Based Discussion 11:00 - 12:00	<u>108</u> Case-Based and Unique Regional Considerations and Approaches 11:00 - 12:00	<u>106</u> Hands-on Sarcoid/Amyloid/Inflammation/Infection 11:00 - 12:00	11:00
11:15				11:15
11:30				11:30
11:45				11:45
12:00	Coffee Break with Exhibitors 12:00 - 13:30	Satellite Symposium 12:10-13:00		12:00
12:15				12:15
12:30				12:30
12:45			12:45	
13:00			13:00	
13:15			13:15	
13:30	<u>112</u> Vascular Inflammation: Another Brick in the Wall for PET 13:30 - 14:30	<u>110</u> "To Stent or Not to Stent?" Imaging that Informs Intervention 13:30 - 14:30	<u>111</u> Hands-On Education - F18 Blood Flow and Perfusion 13:30 - 14:30	13:30
13:45				13:45
14:00				14:00
14:15				14:15
14:30	Coffee Break with Exhibitors 14:30 - 15:30	<u>114</u> Clinical Case Highlights: Infection and Inflammation 14:40 - 15:20	<u>113</u> Poster Session: AI/Software/Technologies/Instrumentation 14:40 - 15:20	14:30
14:45				14:45
15:00				15:00
15:15				15:15
15:30	<u>116</u> Avijit Lahiri Young Investigator Awards Competition 15:30 - 16:30	<u>115</u> Clinical Indications in FDG-PET/CT Imaging in Suspected Cardiovascular Infection: Comparing and Contrasting European and American Guidelines 15:30 - 16:30	<u>117</u> Hands-On Education - CZT MPI 15:30 - 16:30	15:30
15:45				15:45
16:00				16:00
16:15				16:15
16:30	Transit Break 16:30 - 16:45			16:30
16:45	<u>118</u> Inaugural Session 16:45 - 17:30			16:45
17:00				17:00
17:15				17:15
17:30	Networking Reception 17:30 - 18:30			17:30
17:45				17:45
18:00				18:00
18:15				18:15
18:30				18:30

Time	Monday, May 18			Time
08:00				08:00
08:15	Breakfast Symposium 8:00 - 8:50			08:15
08:30				08:30
08:50		Transit Break 8:50 - 9:00		
09:00	<u>202</u> Intelligent Imaging: Evolving Role of Nuclear Cardiology Incorporating AI 9:00 - 10:00	<u>201</u> Nuclear Cardiology in Cardiomyopathies 9:00 - 10:00	<u>203</u> Hands-On Education - Sarcoid/Amyloid/Inflammation/Infection 9:00 - 10:00	09:00
09:15				09:15
09:30				09:30
09:45				09:45
10:00	Coffee Break with Exhibitors 10:00 - 11:00	<u>205</u> Clinical Case Highlights: Ischemic Heart Disease and Tracers 10:10 - 10:50	<u>204</u> Poster Session: Cardiomyopathy 10:10 - 10:50	10:00
10:15				10:15
10:30				10:30
10:45				10:45
11:00	<u>207</u> Debate 1: CAD Showdowns – Choosing Wisely 11:00 - 12:00	<u>208</u> Oral Abstract Session: Advanced PET and SPECT Imaging in Cardiomyopathy, Infection, and Inflammation 11:00 - 12:00	<u>206</u> Hands-On Education - F18 Blood Flow and Perfusion 11:00 - 12:00	11:00
11:15				11:15
11:30				11:30
11:45				11:45
12:00	Coffee Break with Exhibitors 12:00 - 13:30	Satellite Symposium 12:10-13:00		12:00
12:15				12:15
12:30				12:30
12:45			12:45	
13:00			13:00	
13:15			13:15	
13:30	<u>212</u> Debates on the Role of FDG-PET Imaging in Infective Endocarditis 13:30 - 14:30	<u>211</u> Powering Up PET: Precision Imaging for Ischemia 13:30 - 14:30	<u>210</u> Hands-On Education - PET MPI 13:30 - 14:30	13:30
13:45				13:45
14:00				14:00
14:15			14:15	
14:30	Coffee Break with Exhibitors 14:30 - 15:30	<u>214</u> Clinical Case Highlights: Cardiomyopathy and Infection and Inflammation 14:40 - 15:20	<u>213</u> Poster Session: Ischemic Heart Disease 14:40 - 15:20	14:30
14:45				14:45
15:00				15:00
15:15			15:15	
15:30	<u>215</u> Ryder Cup 15:30 - 16:30			15:30
15:45			15:45	
16:00			16:00	
16:15			16:15	
16:30	Women in Nuclear (WIN) Cardiology/Medicine Reception			16:30
16:45			16:45	
17:00			17:00	
17:15			17:15	
17:30			17:30	
17:45			17:45	
18:00			18:00	
18:15			18:15	
18:30			18:30	

Time	Tuesday, May 19			Time	
08:30	302 Cardiomyopathy Debates - • Hot vs. Strong: PET-MR Showdown in Cardiomyopathies • CAD Imaging Frontiers: Will CT or Nuclear Cardiology Lead the Way? 08:30 - 09:30	301 Innovations in Nuclear Imaging 08:30 - 09:30		08:30	
08:50				08:50	
09:00				09:00	
09:15				09:15	
09:30	Coffee Break with Exhibitors 09:30 - 10:15	304 Clinical Case Highlights: Ischemic Heart Disease 09:40 - 10:10	303 Poster Session: Infection and Inflammation 09:40 - 10:15	09:30	
09:45					09:45
10:00					10:00
10:15	Transit Break 10:15 - 10:30			10:15	
10:30	306 Clinical Cases in Cardiovascular Infection: Incorporating Radionuclide Imaging into a Multimodality Approach 10:30 - 11:30	305 Debate 2: CAD Showdowns - Choosing Wisely 10:30 - 11:30		10:30	
10:45				10:45	
11:00				11:00	
11:15				11:15	
11:30	Transit Break 11:30 - 11:45			11:30	
11:45	308 Future Directions in Nuclear Cardiology 11:45 - 12:45	307 Case-Based Session: INOCA in the Real World – Where Art Meets Science 11:45 - 12:45		11:45	
12:00				12:00	
12:15				12:15	
12:30				12:30	
12:45				12:45	


 AI, Technology, and Tracers


 Amyloid and Other Cardiomyopathies


 Industry

 Special

 Global Nuclear Cardiology

 Infection and Inflammation

 Ischemic Heart Disease

 Research and Abstracts